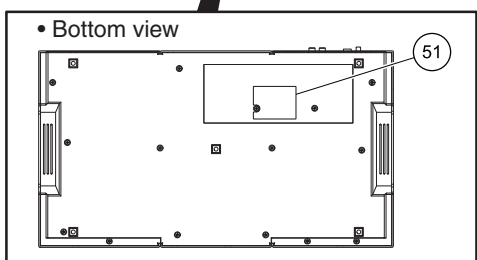
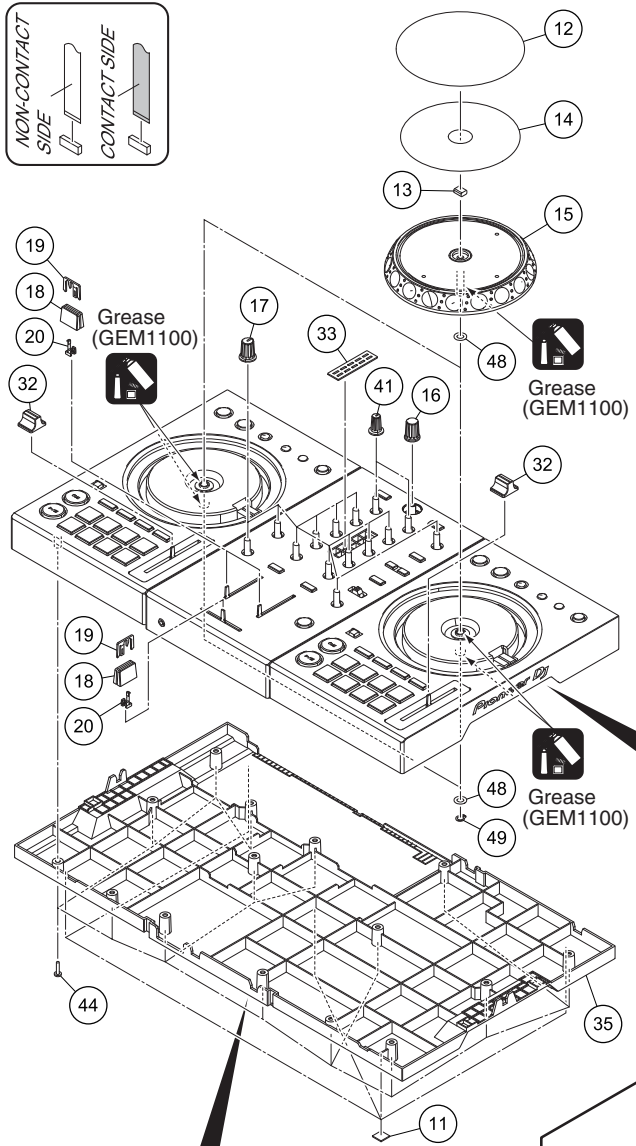
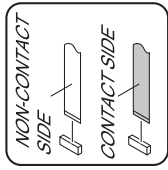
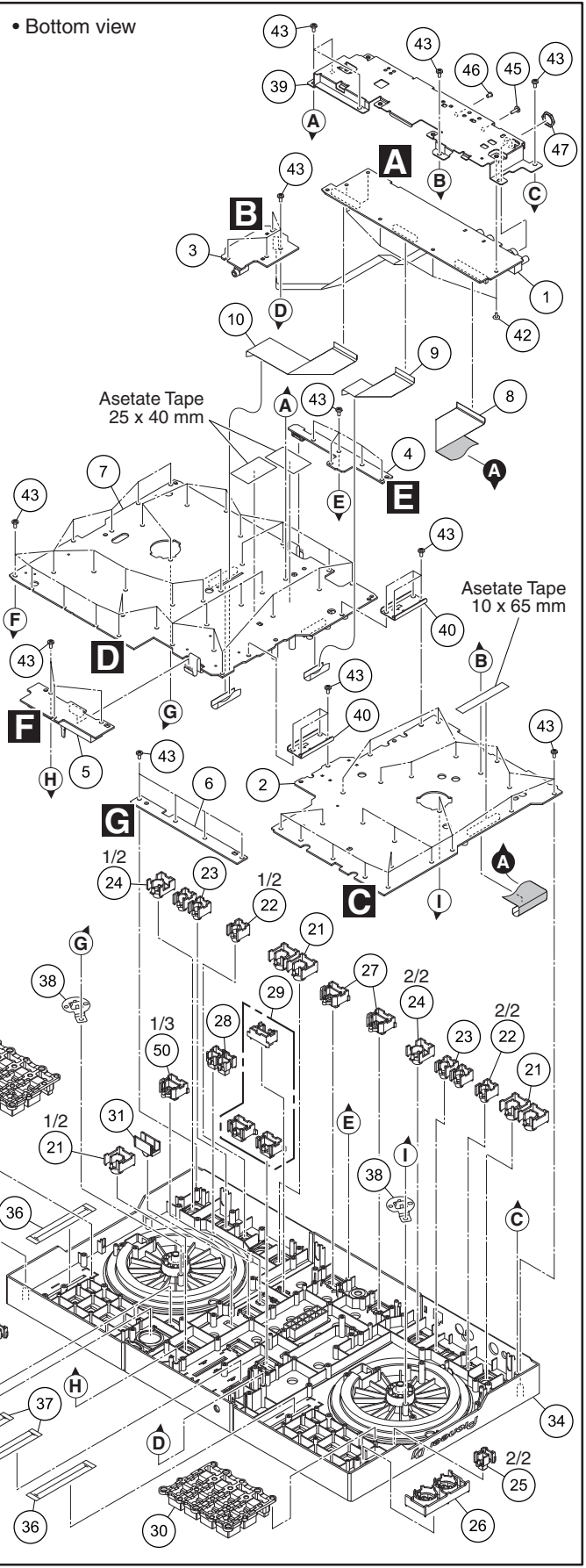


# 9.2 EXTERIOR SECTION



- Note**
- For details of Grease application, refer to "7. DISASSEMBLY [4-1] Procedure for applying grease during reassembly of the Jog Dial".
  - For details of Acetate Tape paste, refer to "1.3 SERVICE NOTICE ■ Paste Acetate Tape on the back face of PCB".
  - For splitting buttons, refer to "7. DISASSEMBLY [2] Notes on Replacing Buttons".
  - If product rattles, refer to "1.3 SERVICE NOTICE ■ How to modify when rattling of product is occurred".



**(1) EXTERIOR SECTION PARTS LIST**

<u>Mark No.</u>	<u>Description</u>	<u>Part No.</u>	<u>Mark No.</u>	<u>Description</u>	<u>Part No.</u>
1	MAIN ASSY	DWX4152	31	SW Cap	DAC2753
2	DCK1 ASSY	DWX4153	32	Knob/PLS	DNK6769
3	HPJK ASSY	DWX4155	33	Panel	DAH3210
4	BRWS ASSY	DWX4156	34	Control Panel	DNK6765
5	CRFD ASSY	DWX4157	35	Chassis	DNK6764
6	HLD1 ASSY	DWX4158	36	Packing/TMP	DEC3392
7	PNL2 ASSY	DWX4154	37	Sheet	DEC3795
8	FFC	DDD1858	38	Plate/CND	DNH3137
9	FFC	DDD1859	39	Stay	DNH3354
10	FFC	DDD1860	40	Plate	DNH3353
11	Rubber Foot	VEB1349	41	Knob	DAA1390
12	Plate	DAH3209	42	Screw	ASZ26P050FTC
13	Gasket/JOG	DEC3539	43	Screw	BPZ30P100FTC
14	Ds Tape/JOG	DEH1042	44	Screw	BPZ30P120FTB
15	Jog Dial	DNK6763	45	Screw	BPZ30P080FTB
16	Dial Knob S (B)	DAA1273	46	Screw (M3 x 5)	DBA1340
17	Knob/PLS	DAA1324	47	Nut (M12)	NKX2FNI
18	Slider Knob 1	DAC2684	48	Washer	WA62D095D050
19	Slider Knob 2	DAC2685	49	Washer	YC60FAC
20	Stopper/SLD	DNK6009	50	Button	DAC3416
21	Button/LOP	DAC3074	NSP 51	Name Label	See Contrast table (2)
22	Button/MT	DAC2875			
23	Button/CAL	DAC3020			
24	Button	DAC3408			
25	Button S (Black)	DAC2663			
26	Button	DAC3417			
27	Button	DAC3151			
28	Button	DAC3381			
29	Button	DAC3380			
30	Button	DEB2063			

**(2) CONTRAST TABLE**

SXJ and XJCN are constructed the same except for the following:

Mark	No.	Symbol and Description	SXJ	XJCN
NSP	51	Name Label	Not used	DRW2768